

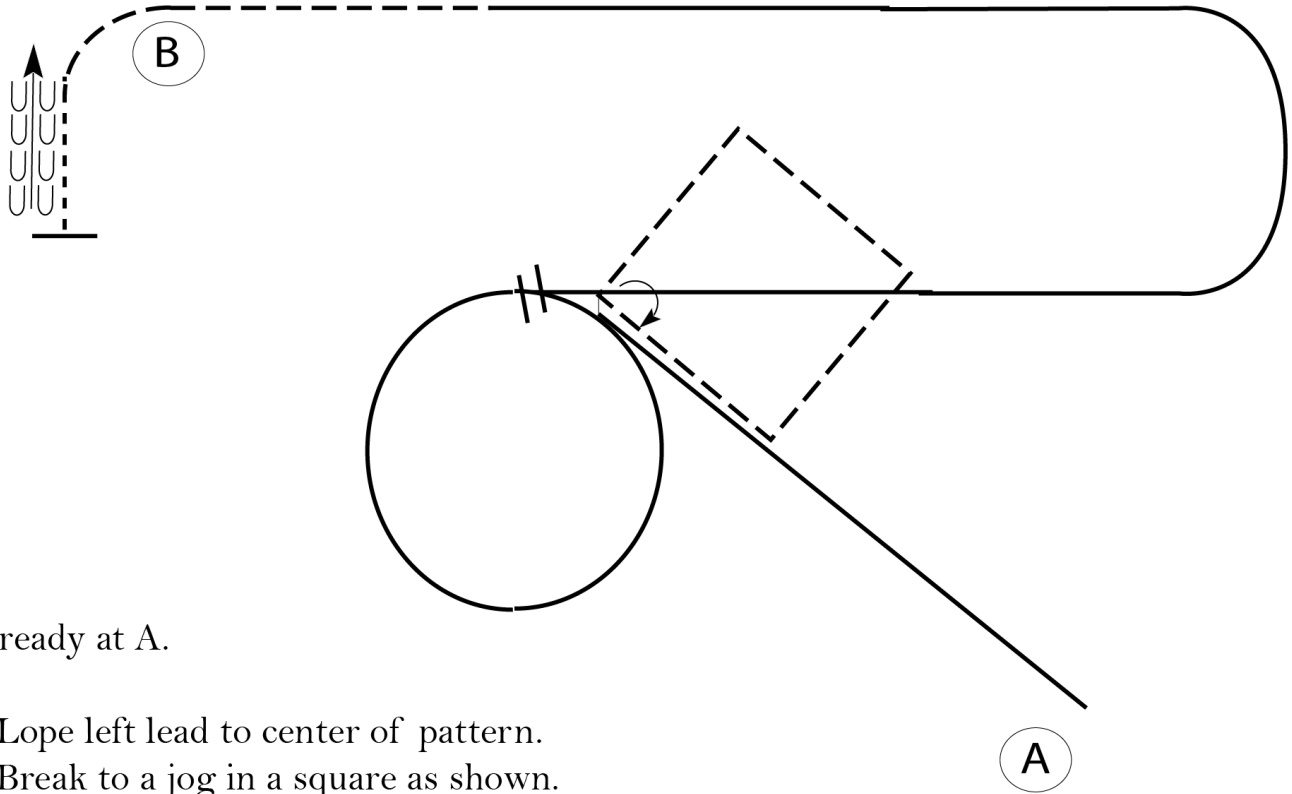
2021 Texas Festival

Western Horsemanship (L1 Youth, L1 Amateur Class# 143,144)

Show Date: April 2021

w w w . H o r s e S h o w P a t t e r n s . c o m

w w w . H o r s e S h o w P a t t e r n s . c o m



Be ready at A.

1. Lope left lead to center of pattern.
2. Break to a jog in a square as shown.
3. Stop in center of pattern and perform a right rollback.
4. Lope a right lead circle as shown.
5. As you close circle, change leads (simple or flying).
6. Lope towards B as shown.
7. Break to the jog when 20 feet from B. Jog around B.
8. Break to the walk and walk one horse length.
9. Stop and back approximately one horse length.
10. Exit at a walk or jog.

Follow the instructions of your ring steward.

Walk	-----
Jog	- - - - -
Extended Jog	— — — —
Lope	—————
Lead Change	
Back	
Marker	(B)

[WH/2-105]

Pattern Provided by:

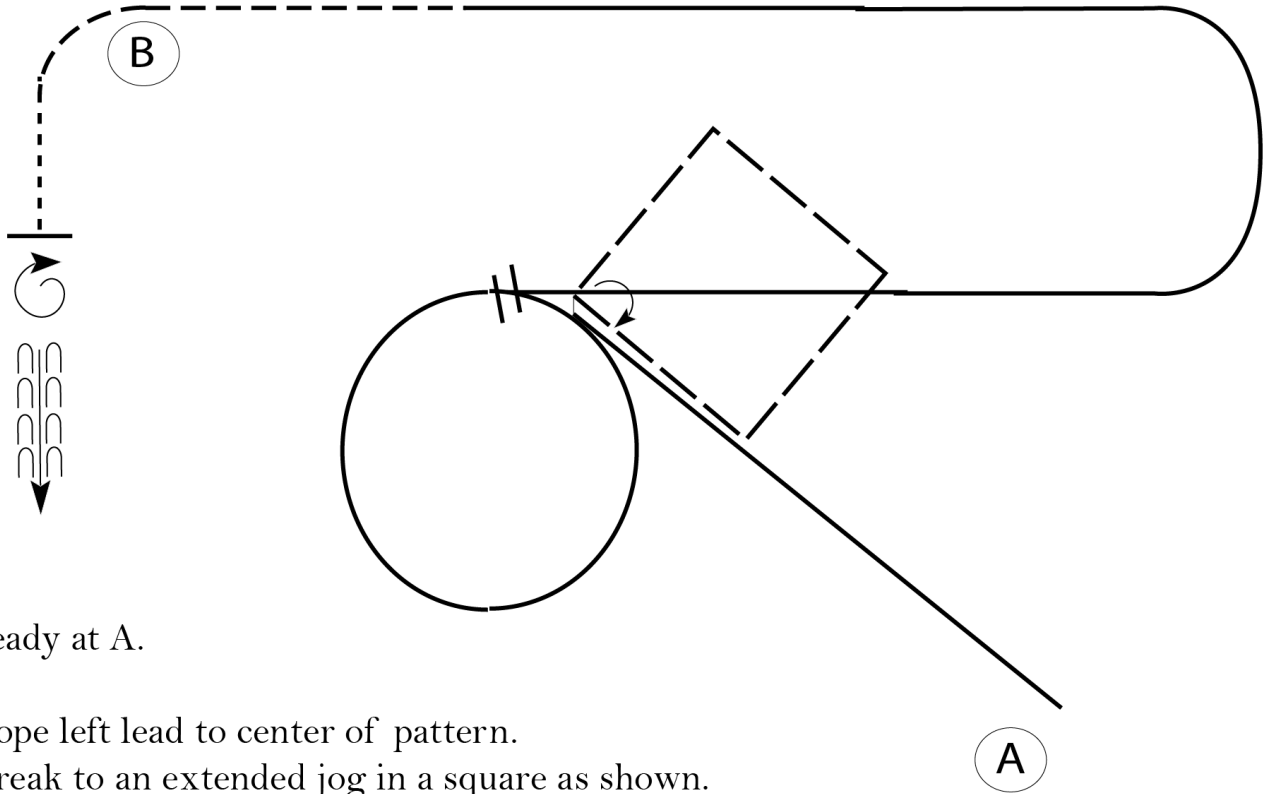
2021 Texas Festival

Western Horsemanship (Class#145,146,147,148,149,150 Youth, Am, Select L

Show Date: April 2021

w w w . H o r s e S h o w P a t t e r n s . c o m

w w w . H o r s e S h o w P a t t e r n s . c o m



Be ready at A.

1. Lope left lead to center of pattern.
2. Break to an extended jog in a square as shown.
3. Stop in center of pattern and perform a right rollback.
4. Lope a right lead circle as shown.
5. As you close circle, change leads (simple or flying).
6. Lope with a moderate increase in speed towards B as shown.
7. Break to the jog when 20 feet from B. Jog around B.
8. Break to the walk and walk one horse length.
9. Stop and perform a 540 degree turn right.
10. Back and hesitate.
11. Exit at a walk or jog.

Walk	-----
Jog	- - - - -
Extended Jog	— — — —
Lope	—————
Lead Change	⧘
Back	←
Marker	ⓐ

Follow the instructions of your ring steward.

[WH/3-105]

Pattern Provided by:

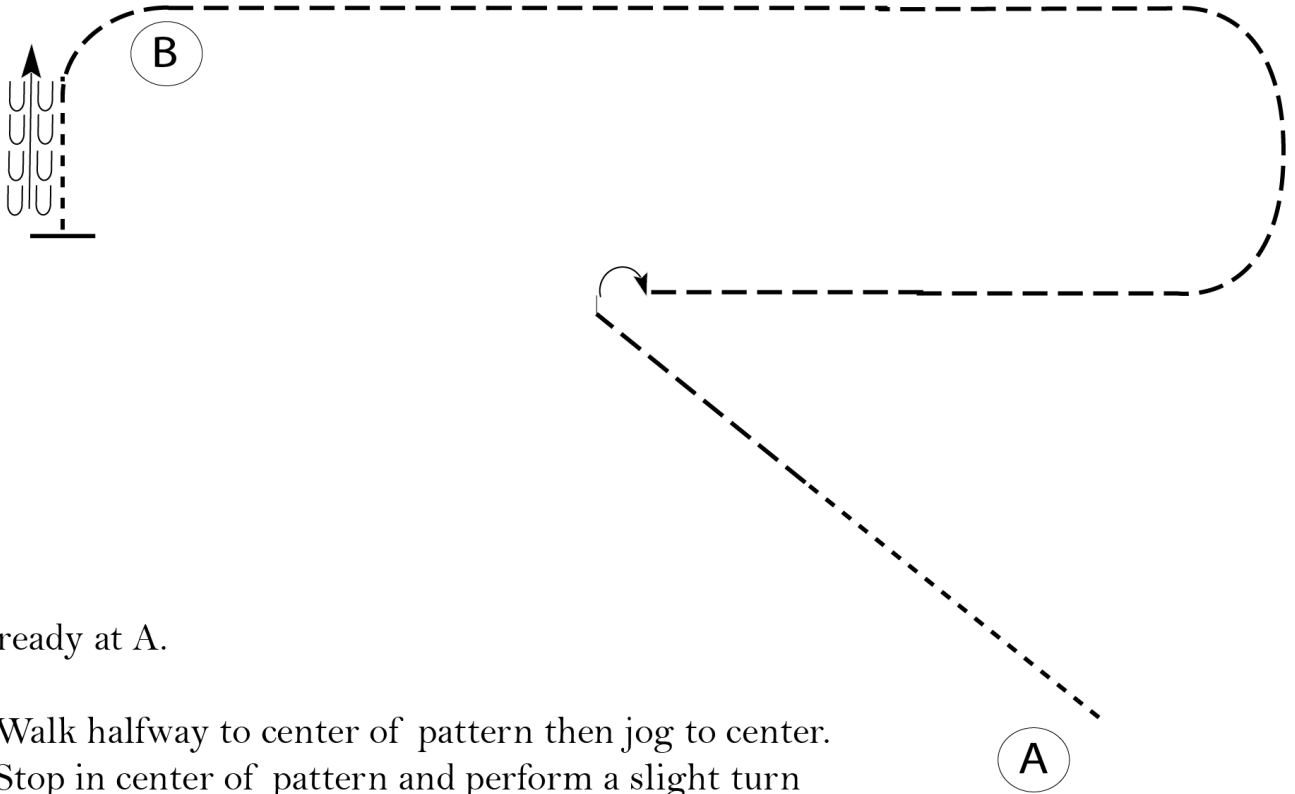
2021 Texas Festival

Western Horsemanship (Class# 140, 141,142 W/T Youth, Am, Small Fry)

Show Date: April 2021

w w w . H o r s e S h o w P a t t e r n s . c o m

w w w . H o r s e S h o w P a t t e r n s . c o m



Be ready at A.

1. Walk halfway to center of pattern then jog to center.
2. Stop in center of pattern and perform a slight turn right.
3. Jog in a half circle towards B as shown.
4. Jog around B.
5. Break to the walk and walk one horse length.
6. Stop and back approximately one horse length.
7. Exit at a walk or jog.

Follow the instructions of your ring steward.

Walk
Jog	-----
Extended Jog	-----
Lope	—————
Lead Change	⚡
Back	←
Marker	⊙

[WH/WT-105]

Pattern Provided by: