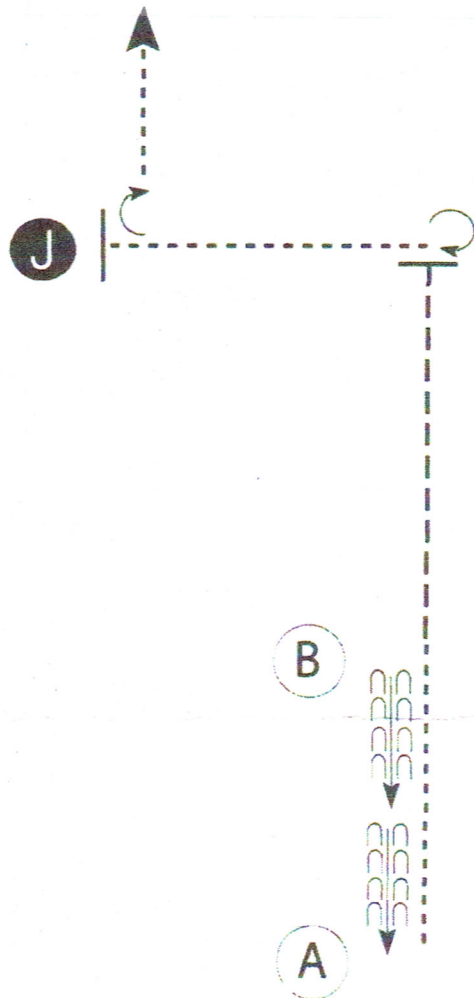


# Showmanship All Level 1

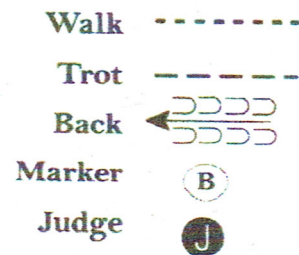
FRIDAY



Be ready at B.

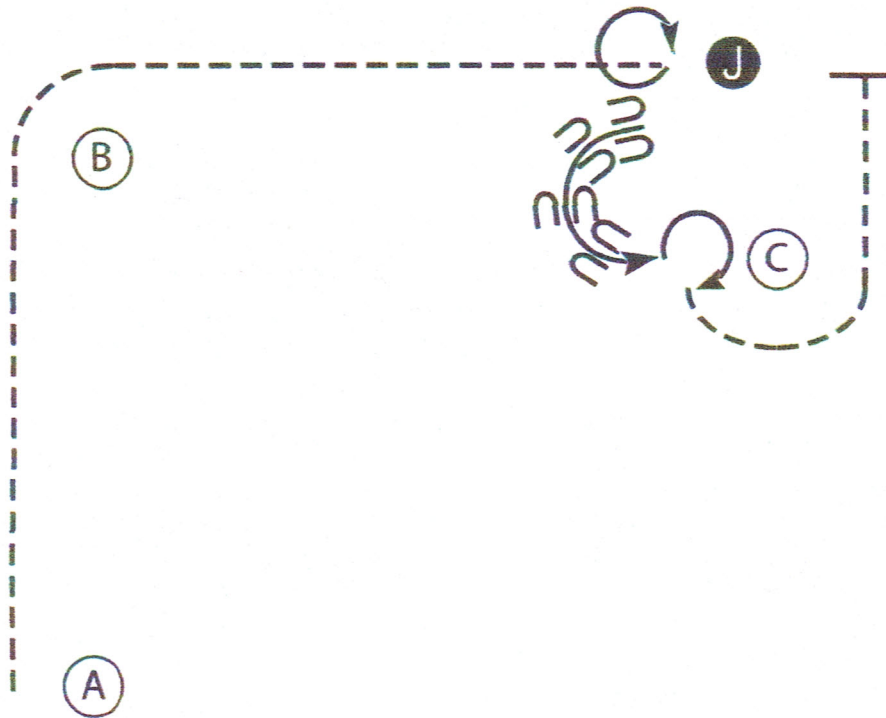
1. When acknowledged, back to A.
2. Walk to B.
3. Trot until even with judge and stop.
4. Perform a 270 degree turn.
5. Walk to judge, stop and set up for inspection.
6. When dismissed, perform a 90 degree turn.
7. Walk straight away from judge.

Follow the instructions of your ring steward.

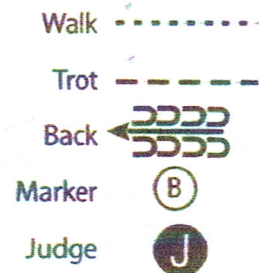


# Showmanship Youth, Amateur, Select

FRIDAY



1. Trot from A to the Judge.
2. Stop and perform a 360 degree turn.
3. Set up for inspection.
4. When dismissed back a half circle to C.
5. Perform a 270 degree turn and trot until even with the Judge.
6. Stop and wait for instructions from the ring steward.



# Texas Amateur / Big Country 2018

## Patterns

### Western Riding

Friday

Level 1 Classes L1-2

All Other Classes 2

Sunday

Level 1 Classes L1-1

All Other Classes 1

### Reining

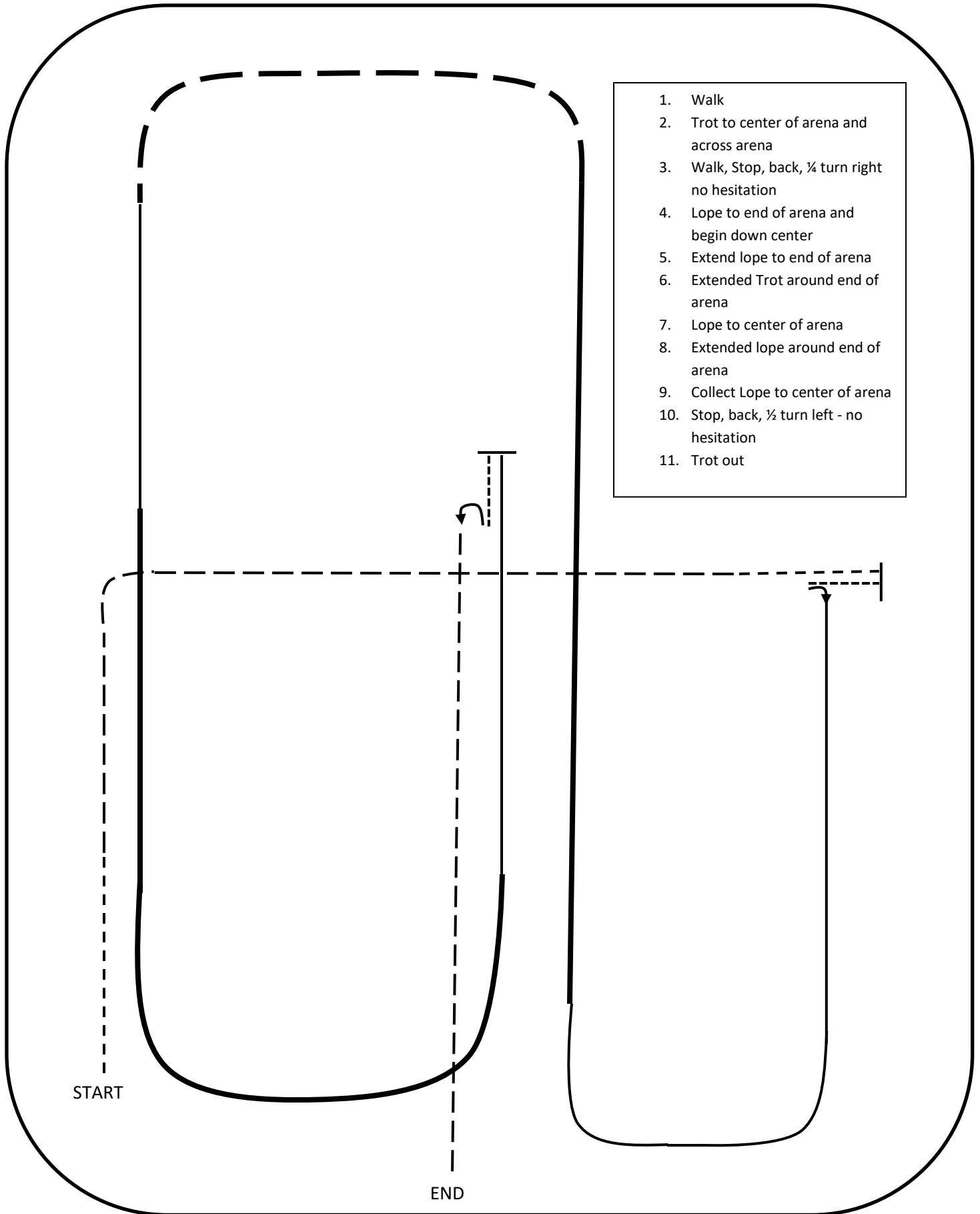
Friday

All Classes 8

Sunday

All Classes 11

# Ranch Riding - Friday



1. Walk
2. Trot to center of arena and across arena
3. Walk, Stop, back,  $\frac{1}{4}$  turn right no hesitation
4. Lope to end of arena and begin down center
5. Extend lope to end of arena
6. Extended Trot around end of arena
7. Lope to center of arena
8. Extended lope around end of arena
9. Collect Lope to center of arena
10. Stop, back,  $\frac{1}{2}$  turn left - no hesitation
11. Trot out

START

END